

2020 年 第 一 季 度 报 告

成都佳发安泰教育科技股份有限公司 • 股票代码：300559

2020年04月



考试信息化整体解决方案提供商

智慧教育整体解决方案提供商





电话：028-65293708

邮箱：cjjiafantai@163.com

网址：www.jf1.com

地址：成都市武侯区武侯电商产业功能区管委会武科西二路188号

	97,488,397.22	75,226,733.53	29.59%
	27,382,911.78	15,652,470.89	74.94%
	28,207,655.67	15,652,470.89	80.21%
	-58,276,767.26	-5,989,021.56	873.06%
/	0.1028	0.0588	74.83%
/	0.1028	0.0588	74.83%
	2.87%	2.03%	0.84%
	1,216,721,050.82	1,256,195,505.97	-3.14%
	1,005,592,883.75	964,341,448.17	4.28%



1

10



	34,698,678		34,698,678
	27,253,951		27,253,951
	24,151,339		24,151,339
	22,080,985		22,080,985
	4,652,785		4,652,785
	2,749,720		2,749,720
	2,136,811		2,136,811
	2,084,780		2,084,780
30	1,800,000		1,800,000
	1,705,481		1,705,481
10	5,783,239 ,	18,368,100	24,151,339

25%

2021 2 1

1

	55,198,909.10	296,602,753.04	-81.39%	
	576,000,000.00	391,770,000.00	47.03%	
	10,431,176.16	1,296,016.30	704.86%	
	4,156,723.80	3,119,748.65	33.24%	
	30,718,367.00	73,788,196.00	-58.37%	
	6,146,284.09	30,381,958.09	-79.77%	
	21,686,624.35	33,599,955.10	-35.46%	
	16,964,840.27	29,658,280.63	-42.80%	

2

--	--	--	--	--

	1,027,423.96			
	3,831,259.18	2,504,651.22	52.97%	

3

--	--	--	--

1

2.0

2

2018

2.0

1.0

“ ”


3

2019 30.75%

2017 13.84%

4

2019 3 27





	2016 11 16
	2019 10 28
	5,000
	12
	12
	2019 11 13 2019
	1,760.78 1,600
	160.78

F2+X =F2+X

1

2020 03 31

	2020 3 31	2019 12 31
	55,198,909.10	296,602,753.04
	576,000,000.00	391,770,000.00
	201,237,269.41	181,909,395.19
	10,431,176.16	1,296,016.30
	51,184,322.30	51,961,902.14
	57,014,347.50	64,108,835.05
	11,764,221.18	13,709,461.97
	962,830,245.65	1,001,358,363.69

	14,136,923.92	14,836,067.35
	138,969,643.21	140,629,664.07
	4,269,558.53	4,136,735.78
	36,967,643.94	37,712,902.69
	4,156,723.80	3,119,748.65
	44,500,991.07	44,500,991.07
	1,308,250.26	1,395,466.95
	8,830,230.44	7,754,725.72
	750,840.00	750,840.00
	253,890,805.17	254,837,142.28
	1,216,721,050.82	1,256,195,505.97
	30,718,367.00	73,788,196.00
	67,981,343.99	57,864,830.18
	6,146,284.09	30,381,958.09

	685,571.77	685,571.77
	71,982,770.81	71,982,770.81
	531,055,242.41	503,672,330.63
	1,005,592,883.75	964,341,448.17
	52,956,170.13	53,565,354.33
	1,058,549,053.88	1,017,906,802.50
	1,216,721,050.82	1,256,195,505.97

2

	2020 3 31	2019 12 31
	38,043,880.84	202,483,521.80
	433,000,000.00	286,770,000.00
	57,206,373.48	48,135,346.34
	6,755,550.19	548,125.49
	49,454,073.80	59,871,221.65
	138,035,706.53	146,516,221.60
		13,581,725.03

	201,075,869.30	201,513,046.12
	136,184,421.30	137,664,165.67
	4,269,558.53	4,136,735.78
	30,316,310.61	30,834,819.36
	4,156,723.80	3,119,748.65
	1,774,453.04	1,800,599.70
	750,840.00	750,840.00
	378,528,176.58	379,819,955.28
	1,112,635,228.95	1,137,726,117.19
	30,718,367.00	73,788,196.00

	66,816,119.86	60,321,936.45
	45,114,955.86	35,538,498.76
	1,001,184.87	559,758.87
	K0 Y36A (á, 7 P+!•nõ3dP...! ViÖ@58.87	

“ ”	31,632,410.72	17,723,507.22
	1,027,423.96	
“ ”	30,604,986.76	17,723,507.22
	3,831,259.18	2,504,651.22
“ ”	26,773,727.58	15,218,856.00
1. “ ”	26,773,727.58	15,218,856.00
2. “ ”		
1.	27,382,911.78	15,652,470.89
2.	-609,184.20	-433,614.89
1.		
2.		
3.		

4.		
5.		
6.		
7.		
	26,773,727.58	15,218,856.00
	27,382,911.78	15,652,470.89
	-609,184.20	-433,614.89
	0.1028	0.0588
	0.1028	0.0588
	0.00	0.00

“ ”		
“ ”		
“ ”		
“ ”	-3,330,360.79	
“ ”		-5,135,724.97
“ ”		
“ ”	34,437,469.27	19,818,814.09
	1,027,423.96	
“ ”	33,410,045.31	19,818,814.09
	4,380,901.56	2,963,635.41
“ ”	29,029,143.75	16,855,178.68
“ ”		

2.		
3.		
4.		
5.		
6.		
7.		
	29,029,143.75	16,855,178.68

	82,476,019.00	66,406,761.17
	26,677,731.70	23,085,760.81
	10,720,778.47	16,198,064.48
	9,790,010.36	10,091,088.15

	243,770,000.00	

1 2020

2 2020

2020 4 24